

CANADIAN GOLD EXPLORATION



Cautionary Note Regarding Forward-Looking Statements

This presentation contains or incorporates by reference “forward-looking statements” and “forward-looking information” under applicable Canadian securities legislation. Forward looking information includes, but is not limited to information with respect to the Company’s strategy, future plans, objectives or goals, including exploration plans at its mineral properties, planned or anticipated capital raises, planned or anticipated budgets and potential for future estimated mineral resources. The Company cautions readers that forward looking information is based on certain assumptions and risk factors that could cause actual results to differ materially from the expectations of the Company included in this presentation. Forward-looking statements are characterized, but not limited to, words such as “believes”, “anticipates”, “expects”, “estimates”, “may”, “could”, “would”, “will”, or “plan”. These statements are based on information currently available to the Company and the Company provides no assurance that actual results will meet management’s expectations. Since forward-looking statements are based on assumptions and address future events and conditions, by their very nature they involve inherent risks and uncertainties. Actual results relating to, among other things, results of exploration, metallurgical testing, project development, reclamation and capital costs of the Company’s mineral properties, and the Company’s financial condition and prospects, could differ materially from those currently anticipated in such statements for many reasons such as, but are not limited to: failure to identify mineral resources; failure to convert estimated mineral resources to reserves; the preliminary nature of metallurgical test results; delays in obtaining or failures to obtain required governmental, environmental or other project approvals; political risks; uncertainties relating to the availability and costs of financing needed in the future; changes in equity markets, inflation, changes in exchange rates; fluctuations in commodity prices; delays in the development of projects; capital and operating costs varying significantly from estimates and the other risks involved in the mineral exploration and development industry. This list is not exhaustive of the factors that may affect any of the Company’s forward-looking statements. These and other factors should be considered carefully and readers should not place undue reliance on the Company’s forward-looking statements. Although the Company believes that the assumptions and factors used in preparing the forward-looking information in this corporate presentation are reasonable, undue reliance should not be placed on such information, which only applies as of the date of this corporate presentation, and no assurance can be given that such events will occur in the disclosed time frames or at all. The Company disclaims any intention or obligation to update or revise any forward-looking information, whether as a result of new information, future events or otherwise, other than as required by law.

Qualified Person

Peter C. Hubacheck, P. Geo., consulting geologist to New Break Resources Ltd., and a Qualified Person as defined by National Instrument 43-101 (“NI 43-101”), has reviewed and approved the technical disclosure in this presentation.

The NEW BREAK Value Proposition

CSE: NBRK (Listed September 7, 2022)



GOLD – the gold price is hitting record highs, trading between US\$3,000 to US\$3,500 per ounce. **CANADIAN GOLD ASSETS** – with a weak Canadian dollar relative to the U.S. dollar, the gold price in Canadian dollars sits at a **SIGNIFICANT PREMIUM** around **CDN\$4,500 per ounce**. Canadian gold focused assets offer **SAFE AND SUPERIOR VALUE**.



CANADA – has a strong history of mining in proven gold camps. In Ontario, New Break has received \$636,224 in non-dilutive grants through the Ontario Junior Exploration Program (“OJEP”). Add Flow-Through financing tax incentives, specifically for Canadian mineral exploration, and Canada is **ONE OF THE BEST JURISDICTIONS IN THE WORLD FOR MINERAL EXPLORATION AND DEVELOPMENT**.



PEOPLE & PARTNERSHIPS – EXPERIENCED MANAGEMENT TEAM AND ADVISORS that have worked extensively in Canadian mineral exploration with a focus on Ontario and Nunavut, who are supported by a **STRONG TECHNICAL TEAM** of experts.



STRATEGY – Focus on drilling the **MORAY GOLD PROJECT**, 32 km northeast of Alamos Gold’s Young-Davidson gold mine. Selectively acquire highly prospective gold exploration assets in **PROVEN GOLD CAMPS** near existing infrastructure. Let Guardian Exploration Inc. advance New Break’s 20% interest in the Sundog Gold Project in Kivalliq Region, **NUNAVUT**, at zero cost to New Break, while also holding 5.0 million shares of Guardian (TSX-V: GX).

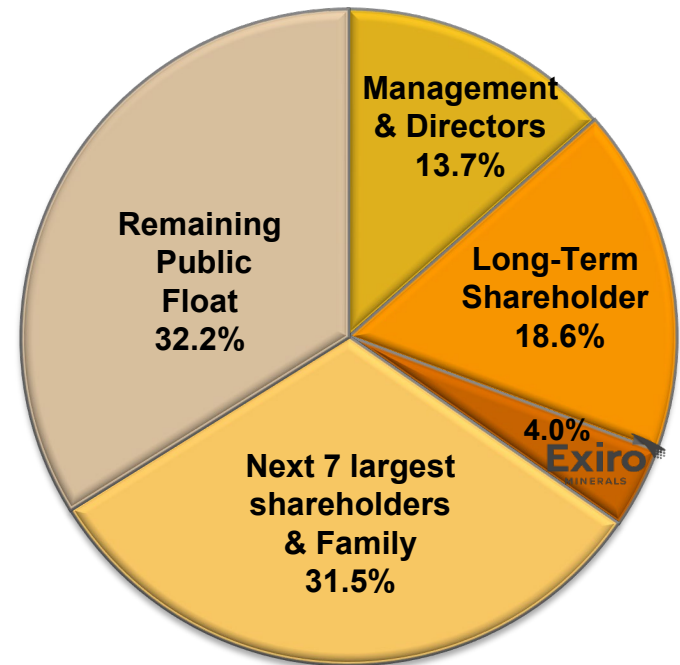


CAPITAL – COMPETITIVE MARKET CAPITALIZATION & SHARE STRUCTURE supported by strategic and long-term shareholders.

Capital Structure

CSE: NBRK (Listed on September 7, 2022)

\$ amounts in Canadian Dollars		As at May 16, 2025	
	Gross Proceeds	Shares Outstanding	
Hard dollar financings	\$2,326,350	31,605,500	
Flow-through financings	\$2,216,481	17,488,300	
Option and warrant exercises	\$421,767	3,434,800	
Property Payments	\$383,000	4,900,000	
Shares Outstanding	\$5,347,598	(1) 57,428,600	
Outstanding Options at \$0.10		2,840,000	
Outstanding Warrants at \$0.12		7,106,000	
Outstanding Warrants at \$0.15		1,301,000	
Outstanding Warrants at \$0.20		1,073,850	
Outstanding Warrants at \$0.25		1,500,000	
Fully Diluted Outstanding		71,249,450	



(1) Shares currently held in escrow 655,950.

- 18,333,000 shares have traded from September 7, 2022 to May 15, 2025.
- Current Market Capitalization approximately \$3.5 to \$4.0 million.

Experienced Management



Bill Love, B.Sc. (Geology), MBA – Chief Executive Officer and Director

Mr. Love is a geologist who has been involved in mineral exploration in Canada for the last 35+ years. He was part of the discovery team for the world-class Hemlo deposit. Mr. Love was also an institutional equity salesperson in London, England for a Canadian brokerage firm and spent the last 15 years as a venture capitalist and a corporate finance specialist in a variety of resource and technology companies. Mr. Love received a Bachelor of Science (Honours) in Geology from Lakehead University in 1981 and a Masters of Business Administration from Saint Mary's University in 1984.



Michael Farrant, B.Comm., CPA, CA - President, Chief Financial Officer and Director

Mr. Farrant has 28 years experience in gold mining, including President and CEO of Sierra Minerals Inc., a TSX listed Mexican gold producer (now Goldgroup Mining Inc.), CFO of junior gold producers and explorers, past VP Treasurer and Operations Controller with Kinross Gold Corporation and Corporate Controller with Barrick Gold Corporation. Mr. Farrant was co-founder, President and CEO of Commonwealth Silver and Gold Mining Inc., sold to Marlin Gold Mining Ltd. in 2015. Mr. Farrant received a Bachelor of Commerce (Honours) from Queen's University in 1992 and earned his CA in 1995 with Coopers & Lybrand (now PwC).

Independent Directors



Thomas Puppendahl, M.Sc., MBA, Independent Director

Mr. Puppendahl has over 28 years experience in global capital markets as a strategist, portfolio manager, investment banker and analyst. He is the founder & managing partner of Chancery Asset Management, an independent strategic advisory firm based in Singapore, specialising in precious metals and natural resources. Mr. Puppendahl worked in mergers and acquisitions, private equity, emerging markets and management consulting with Merrill Lynch, Ermgassen & Co. and the Monitor Group in London and Mumbai. He is a co-founder and director of Pilar Gold Inc. and Tucano Gold Inc., private gold producers and explorers in Brazil and co-founder and director of Laiva Gold Inc., a near-term gold producer in Finland. Mr. Puppendahl holds Master's degrees in both Physics and Business Administration from RWTH Aachen University, Germany.



Andrew Malim, Non-Executive Chairman, Independent Director


Mr. Malim's experience includes over 40 years in mining finance and mine development. For over a decade he served as a founding member and award-winning analyst with the James Capel & Co. mining team. In 1981, he founded the London based Lion Mining Group, a full service mining finance and fund management business, which financed numerous notable companies and projects, including Diamond Fields Resources and the Blackdome and Snip gold mines in British Columbia. Mr. Malim has served on the boards of several Canadian publicly listed mining companies in executive and non-executive roles and has been published in various mining publications. He is also a founding partner of The Chevallion Partnership, a London based mining finance and risk management partnership and currently serves as its Managing Partner.

Industry Leading Technical Team & Advisors




Peter C. Hubacheck, B.Sc.
P. Geo., Qualified person

Peter bring over 40 years of exploration and resource geology experience in gold, silver and base metal projects in Canada and the United States. Peter was part of several exploration discoveries and successful development teams, including Texasgulf and Agnico Eagle Mines Ltd.

Orix Geoscience Inc. 
Consulting Geological Team

Orix is a geological firm hosting a team of 70+ geology and geomatic professionals. Orix partners with exploration and mining companies, to integrate datasets and increase the geological understanding of projects, enabling stakeholders to make informed decisions that increase shareholder value.

Exiro Minerals Corp. 
Strategic Partner

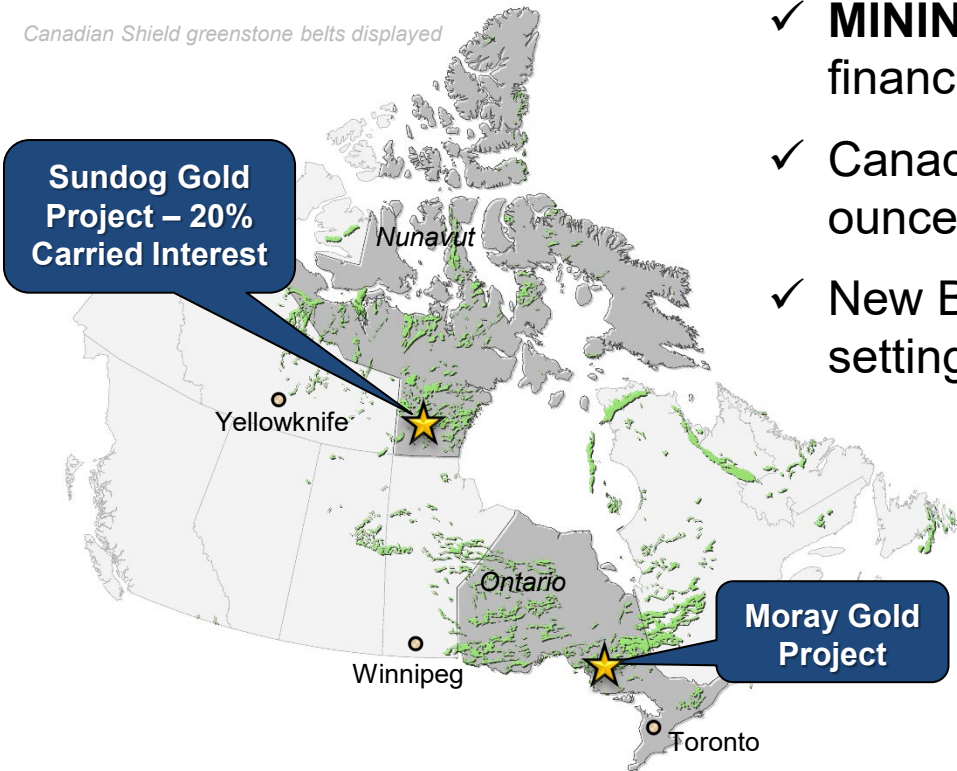
Strategic partner and **4.0%** shareholder, Exiro's highly experienced technical team combines modern technology with traditional methods and historical paper data offering opportunities for additional project acquisitions.

Ken Reading, Prospector
Advisor (Nunavut)

Ken is a renowned Canadian prospector/geologist whose career began in the 1940's and has spanned decades, including multiple field seasons working in Nunavut. In the early to mid 1980's, he staked and explored the Sy Gold Project for Pan Ocean Explorations Inc. and Homestake Mineral Development Co. He is regarded as the originator of the Sundog Gold Project, which he staked in June 1986 for Abermin Corporation. He spent the 1986 and 1987 field seasons performing exploration work at Sundog which included the collection of rock chip and panned concentrate samples and trenching. From 1989 through the early 1990's, Ken prospected within Kivalliq Region for Comaplex Minerals Corp., including at Meliadine, now a significant gold mine operated by Agnico Eagle Mines Limited. In 2013, Ken returned to Sundog and collected 18 lithological samples for further characterization and most recently visited Sundog in September 2023.

Exploring for **Gold** in Canada

Canadian Shield greenstone belts displayed



- ✓ **MINING FRIENDLY** jurisdiction with Flow-Through financing tax incentives for Canadian exploration.
- ✓ Canadian dollar gold price CDN\$4,400-\$4,500 per ounce, creating a **PREMIUM TO INVEST IN CANADA**
- ✓ New Break projects located in favourable geological settings within **PROLIFIC GREENSTONE BELTS**

Ontario Assets

Moray Gold Project (49 km SE of Timmins, Ontario)

- ✓ 100% owned (10,326 hectares).
- ✓ Cadillac-Larder Lake Fault (Southern Abitibi Greenstone Belt).
- ✓ 32 km northeast of Alamos Gold's Young-Davidson gold mine.
- ✓ Historical gold and VMS showings from 9,794 metres of historical drilling.
- ✓ Gold mineralized syenite intrusive, similar to Young-Davidson, has not been drill tested.
- ✓ \$636,224 of OJEP Funding received April 1/22 – Feb. 28/25.

Investment Portfolio

5,000,000 shares of Guardian Exploration Inc. (TSX-V: GX)
 100,000 shares of Planet Green Metals Inc. (CSE: PGR)
Approximate value: \$350,000 - \$400,000.

Nunavut Asset – Kivalliq Region

Sundog Gold Project – (9,415 hectares)

- ✓ Sold to Guardian Exploration Inc. (TSX-V: GX) – **New Break retains a 20% interest carried to a construction decision.**
- ✓ Multi-target gold environments (Archean & Proterozoic)
- ✓ Detailed historical work (trenching, mapping, sampling)

Strategic Ontario Property Location

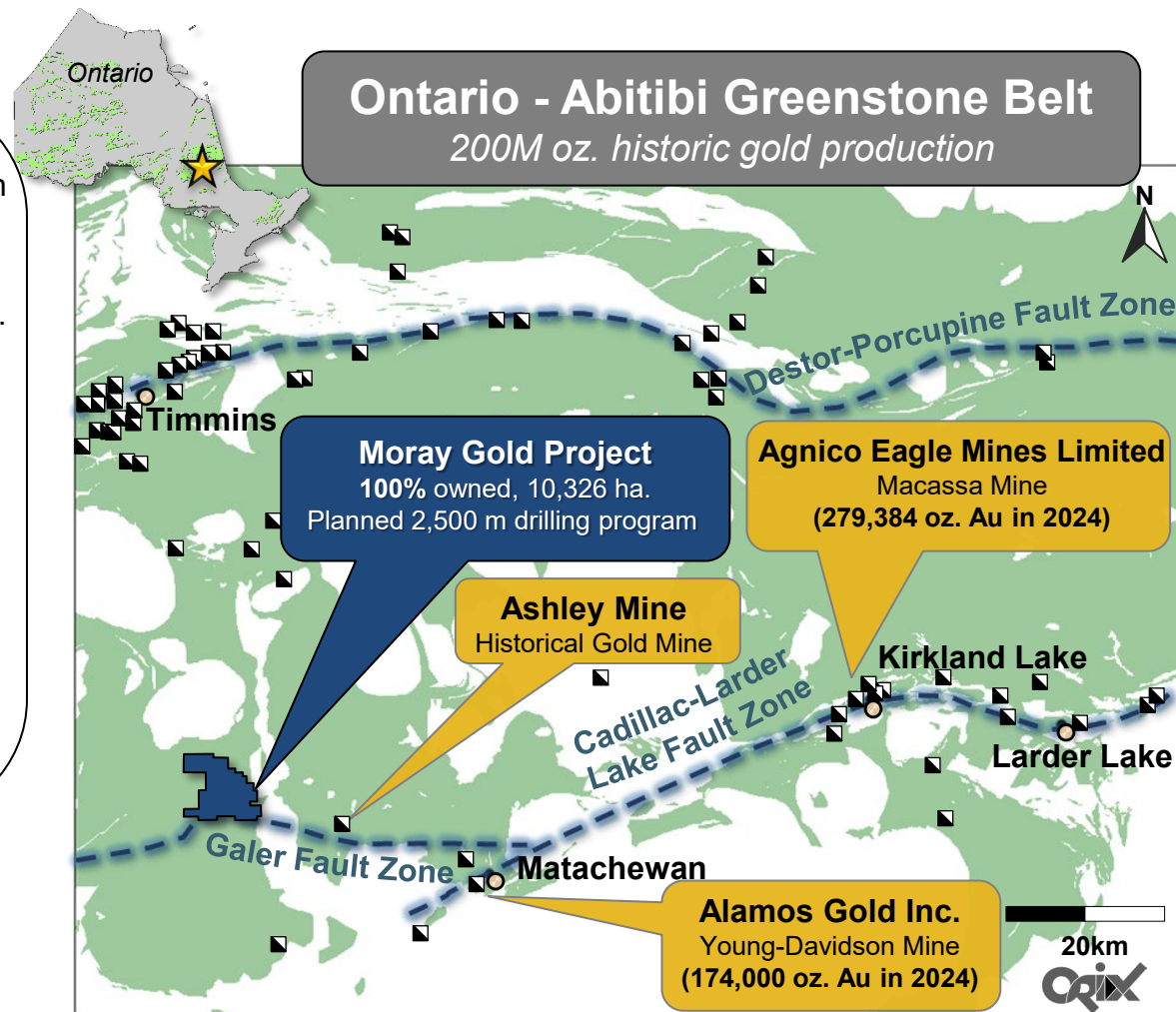
Regional Highlights

- ✓ Strategic Property Location in world class **Abitibi** region covering 10,326 ha (100% owned).
- ✓ **Cadillac-Larder Lake Fault Zone** – Deep crustal Archean Fault zone hosting many operating gold mines.
- ✓ **Kirkland Lake Camp** – 25,000,000 oz. of historic gold production.
- ✓ **Macassa Mine – Agnico Eagle Mines Limited**
2P Reserves of 2,074,000 oz. gold in 7.027 million tonnes at 9.18 g/t Au (Dec. 31, 2024).
- ✓ **Young-Davidson Mine – Alamos Gold Inc.**
2P Reserves - 3,030,000 oz. gold in 41.756 million tonnes at 2.26 g/t Au (Dec. 31, 2024)
Young-Davidson is located 32 km SE of Moray.
- ✓ Historic **Ashley mine** along Galer Fault produced 50,099 oz gold.

-  New Break Resources
-  Mines (Past & Producing)
-  Greenstone Belt

Ontario - Abitibi Greenstone Belt

200M oz. historic gold production



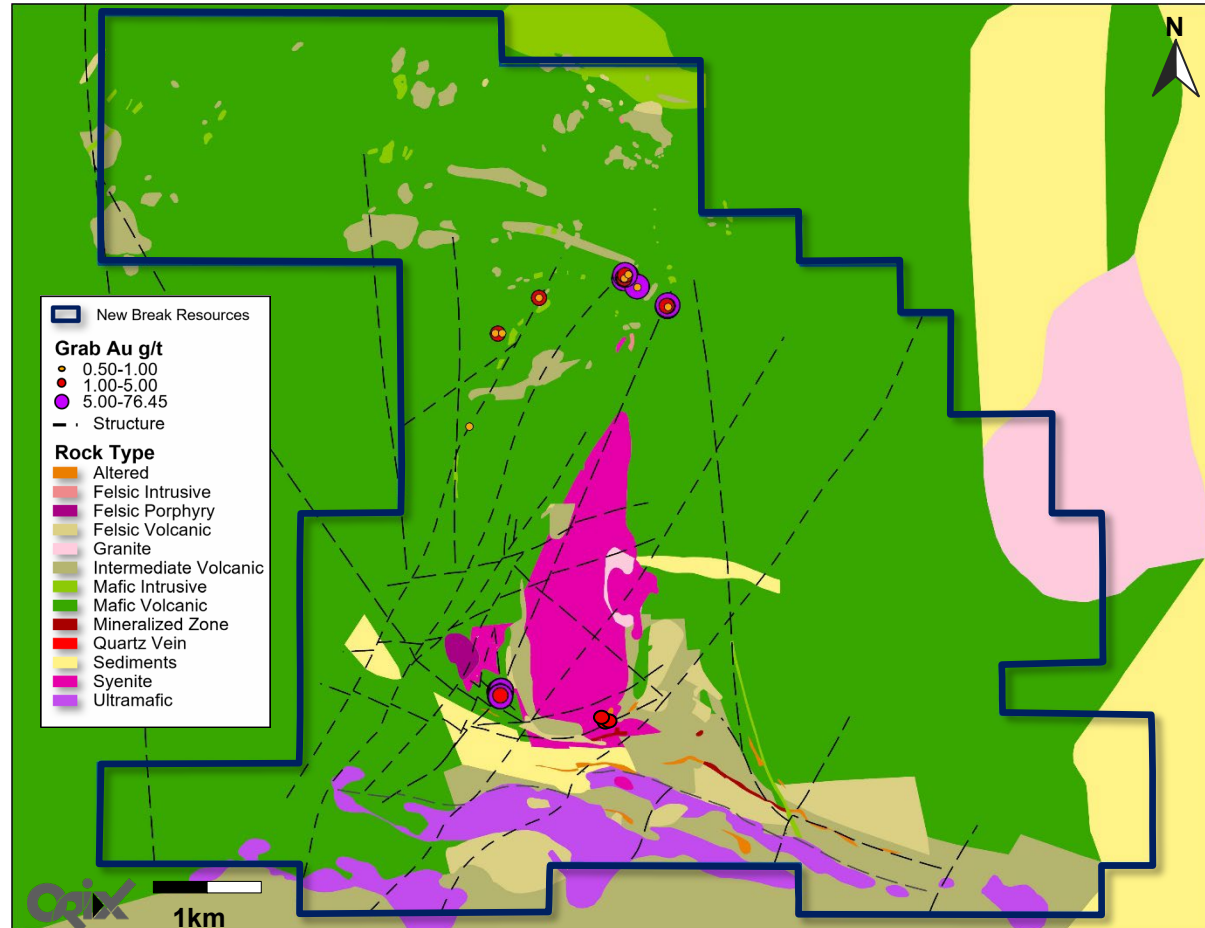


Moray Gold Project - Matachewan, Ontario

HIGHLIGHT: Compelling drill intersections of gold mineralization that have never been followed up in the world-class Abitibi Greenstone Belt. **2024 IP survey completed & 2025 drilling program planned.** Road access and trucking distance to multiple producing mines and mills in the region, including Young-Davidson.

Property Highlights

- ✓ **100% owned**
- ✓ **Geological Setting** - Archean Abitibi Greenstone Belt with the gold occurring along the **Galer Lake Fault**, a major splay off the prolific **Cadillac-Larder Lake Fault**.
- ✓ **Three Principal Exploration Targets:**
 - (1) Fiset Syenite Target** - the gold bearing syenites are similar to those that host the Young-Davidson gold mine, 32 km southeast of Moray.
 - (2) Moray Unconformity Target** – possible extension of the Cadillac-Larder Lake Fault.
 - (3) Paired Ultramafic Intrusive Target**
- ✓ **New 3-Year Exploration Permit** – to Sept. 21/26.
- ✓ **MOU with First Nations** signed Oct. 22, 2021
- ✓ **Survey work** – VLF, Drone Mag & Till Surveys.
- ✓ **Stripping, Washing, Sampling** (June/July 2022, Sept./Oct. 2022 and July-October 2023).
- ✓ **Structural Mapping** July-Oct.2022, July-Oct.2023
- ✓ **IP Survey** 62.5 line-km Oct.-Dec. 2024
 - ✓ **OJEP Funding** - \$636,224 received for work performed from April 1, 2022 to Feb. 28, 2025.

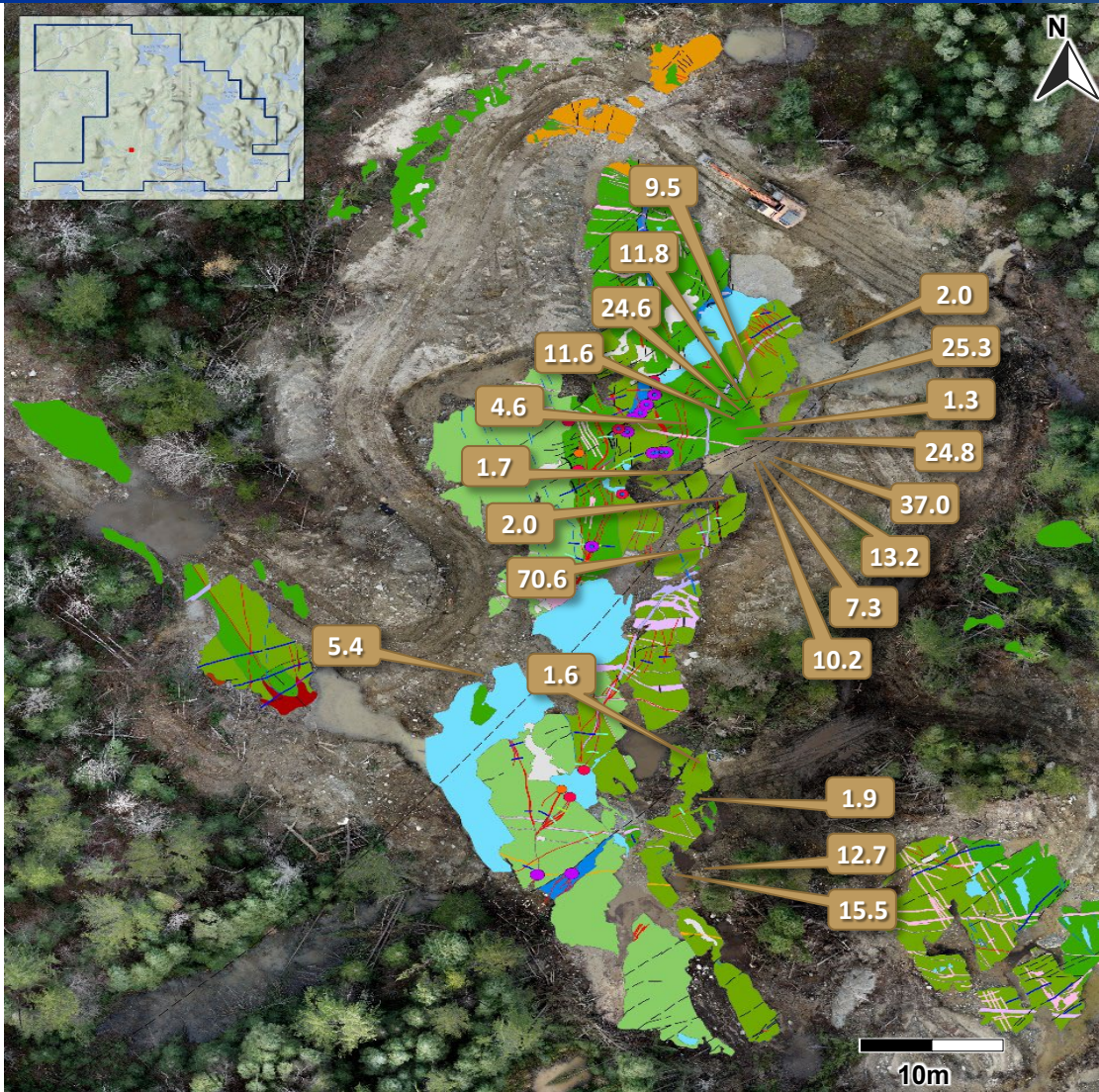




Moray Gold Project – Voyager Zone – New Gold System

Voyager Gold Zone

- Shear/extensional gold system.
- NE-SW shear vein – N-S extensional/splay veins.
- Gold is associated with pyrite – local concentrations of up to 20% pyrite.
- The shear and extensional/splay veins have not been drill-tested.



Grab Au ppm

- <0.50
- 0.50-1.00
- 1.00-5.00
- 5.00-76.45

Channel Au ppm

- <0.1
- 0.1-0.5
- 0.5-1.0
- 1.0-2.0
- 2.0-5.0
- 5.0-10.0

Structure

- Late brittle fault/fracture zone
- ≡≡≡ Escarpment
- Shear structure
- Quartz vein
- Granodiorite dyke
- Feldspar porphyry dyke

Rock Type

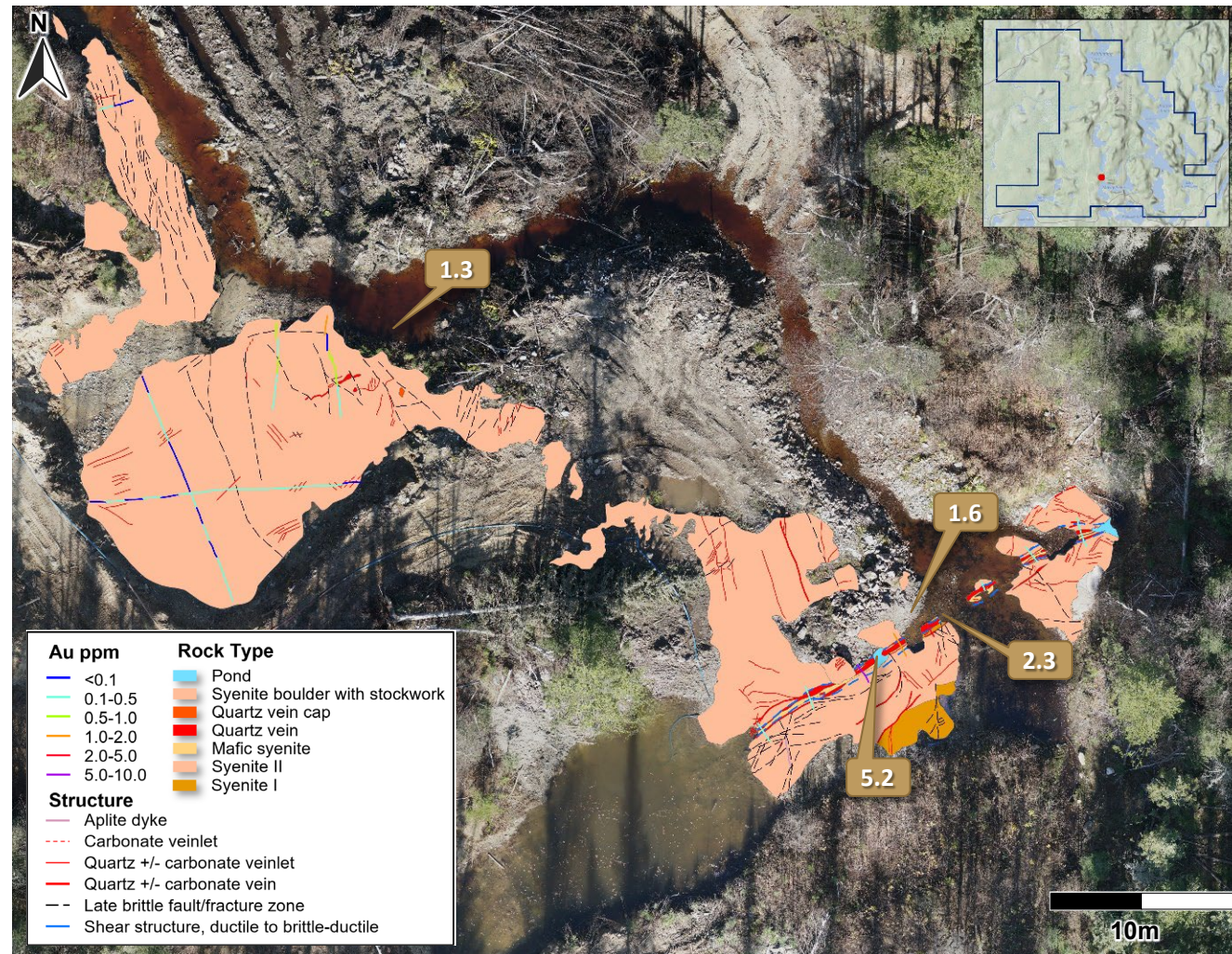
- Pond
- Overburden
- Quartz vein cap
- Quartz vein
- Lamprophyre dyke
- Brittle brecciated fault zone with fault gouge
- Faulted-brecciated mafic volcanic
- Aplite dyke
- Granite dyke
- Granodiorite dyke
- Mafic dyke
- Massive sulphide zone/mafic volcanic
- Syenite I
- Sheared mafic volcanic
- Massive to pillowed mafic volcanic, weakly to moderately sheared
- Mafic volcanic



Moray Gold Project – Fiset Zone – Original Vein Zone

Fiset Gold Zone

- The main vein zone, up to half a meter wide, is typically associated with a mafic syenite intrusive and brecciated/veined altered syenite.
- Intense stockwork style of cm wide quartz veining proximal to the main vein zone is observed.
- The highest gold values ranging from 1.61 to 5.16 g/t Au are concentrated in the center of the exposed vein.
- Channel sample descriptions revealed up to 2% pyrite within the quartz vein and mostly at the vein's margins. Traces of galena are observed locally in the main vein





Moray Gold Project – Fiset Syenite – 2025 Planned Exploration

2024 Completed Exploration – Moray Project

IP survey focusing on the interpreted syenite intrusion.

(Note: the syenite intrusion at Moray is three times the size of the syenite intrusion at Young-Davidson mine operated by Alamos Gold Inc.) IP survey completed October to December 2024.

2025 Planned Exploration – Moray Project

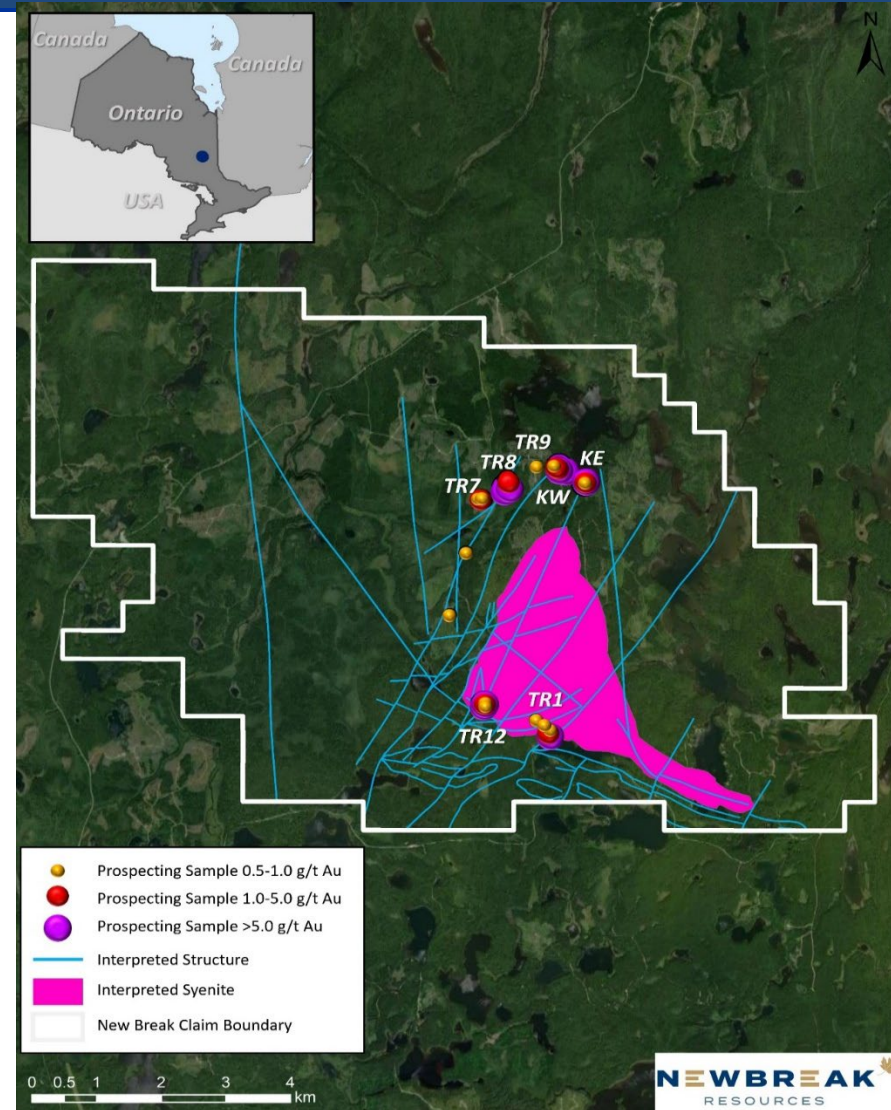
Drilling Program (10-12 holes, 2,500 metres)

- Focus on priority targets within the syenite intrusion.
- Other possible targets include:
- Trench 12 - NE following resistivity high into mag low – 600 meters in strike length.
 - Rio Tinto sulphide zone

Estimated Cost:

- Drilling program (CDN\$250 per metre (all-in) CDN\$625,000.

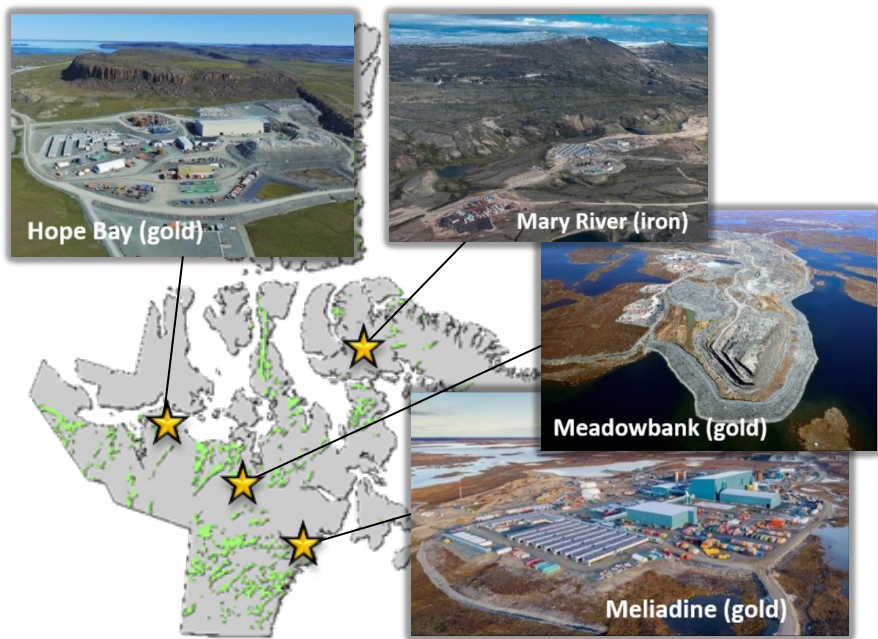
The figure to the right shows the Moray property trench locations, sample assays and interpreted structures.



Nunavut – A Golden Opportunity



- ❖ Nunavut was created on April 1, 1999, after separating from the Northwest Territories. It represents 20.4% of Canada’s area, covering over 2.0 million km². Iqaluit is the capital.
- ❖ It’s population is ≈ 39,700, of which 84% are Inuit, meaning “the people”.
- ❖ ≈CDN\$119.2 million was spent in 2021 on mineral exploration and deposit appraisal work, with close to 90% focused on gold discoveries, with the remainder mainly on diamonds, copper, zinc and iron.
- ❖ Mineral wealth generated revenue of ≈CDN\$2.51 billion in 2021. ≈CDN\$1.74 billion related to 772,724 ounces of gold production from Agnico Eagle’s operating gold mines.
- ❖ Major new player – April 19, 2023 – B2 Gold Corp. acquired Sabina Gold & Silver Corp.



List of Mines in Nunavut					
Mine	Commodities	Closest Town	Owner	Start	End
Nanisivik Mine	Zinc, lead	Nanisivik	Breakwater Resources	1976	2002
Polaris Mine	Zinc, lead	Resolute	Cominco	1981	2002
Lupin Mine	Gold		Echo Bay Mines Limited		
Jericho Mine	Diamond		Acq. by Kinross Gold 2002	1982	2006
Meadowbank Mine	Gold **	Baker Lake	Tahera Diamond	2006	2008
Mary River Mine	Iron **	Pond Inlet	Agnico Eagle Mines Ltd.	2010	
Hope Bay Mine	Gold **	Cambridge Bay	Baffinland Iron Mines	2014	
Amaruq Mine	Gold **	Baker Lake	TMAC Resources Inc.		
Meliadine Mine	Gold **	Rankin Inlet	Acq. by Agnico Eagle 2021	2017	
Qilalugaq Mine	Diamond	Naujaat	Agnico Eagle Mines Ltd.	2019	2034
			North Arrow Minerals		

** Currently in Operation

Regional Nunavut Property Locations

Esker Gold Project Staked in July 2021

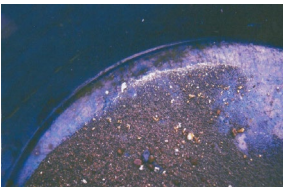
Esker Claims - (1,408 hectares, 73 units)

- ✓ Esker Gold Zone -1997 drill results
- 2.35 g/t Au over 70.95 m** (10.20 m – 81.15 m) (hole 97-13)
- 8.18 g/t Au over 13.27 m** (36.04 m – 49.31 m) (hole 97-15)
- 4.00 g/t Au over 5.57 m** (46.05 m – 51.62 m) (hole 97-16)
- 7.24 g/t Au over 5.00 m** (139.10 m – 144.10 m) (hole 97-23)
- ✓ Esker Gold Zone -2004 drill results
- 5.97 g/t Au over 4.3 m** (10.95 m – 15.25 m) (hole 2004-53)
- 9.82 g/t Au over 3.55 m** (27.00 m – 30.55 m) (hole 2004-54)
- 6.68 g/t Au over 6.30 m** (56.10 m – 62.40 m) (hole 2004-56)
- 7.60 g/t Au over 12.80 m** (145.20 m – 158.00 m) (hole 2004-56)

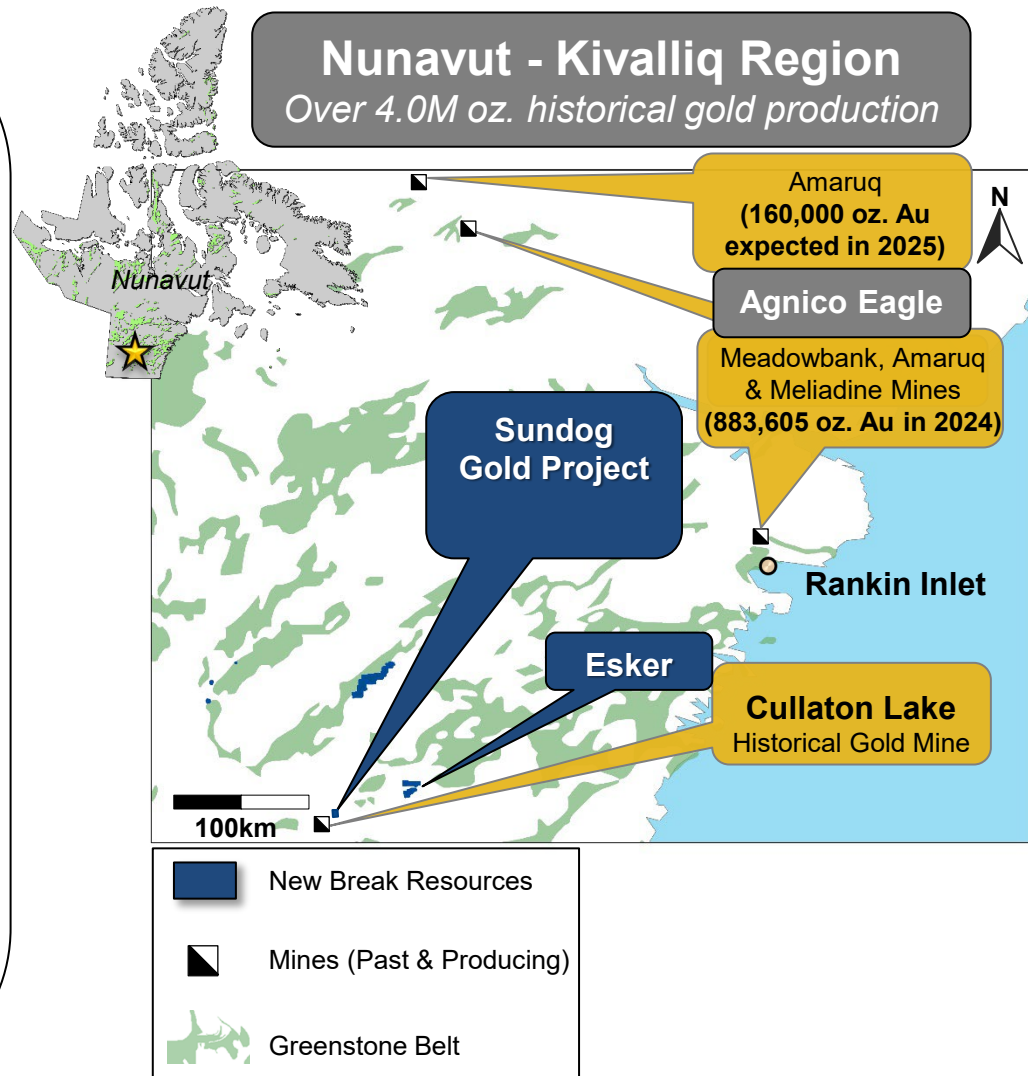
Sundog Gold Project September 2021 Mineral Exploration Agreement

Sundog (9,415 hectares)

- ✓ Discovered by famed Canadian prospector Ken Reading.
- ✓ Grab and channel samples up to **97.6 g/t Au** and **19.5 g/t Ag**



Visible Gold in Panned Concentrates



Sundog Gold Project - Kivalliq Region, Nunavut



- ✓ **Nunavut** - low holding costs on mineral claims.
- ✓ **Mineral Exploration Agreement** with NTI on 9,415 ha.
- ✓ Ennadai-Rankin greenstone belt, Abitibi **gold and VMS style** environment
- ✓ **Region produced 883,605 oz gold in 2024** from Agnico Eagle mines (Meliadine and Meadowbank Complex)

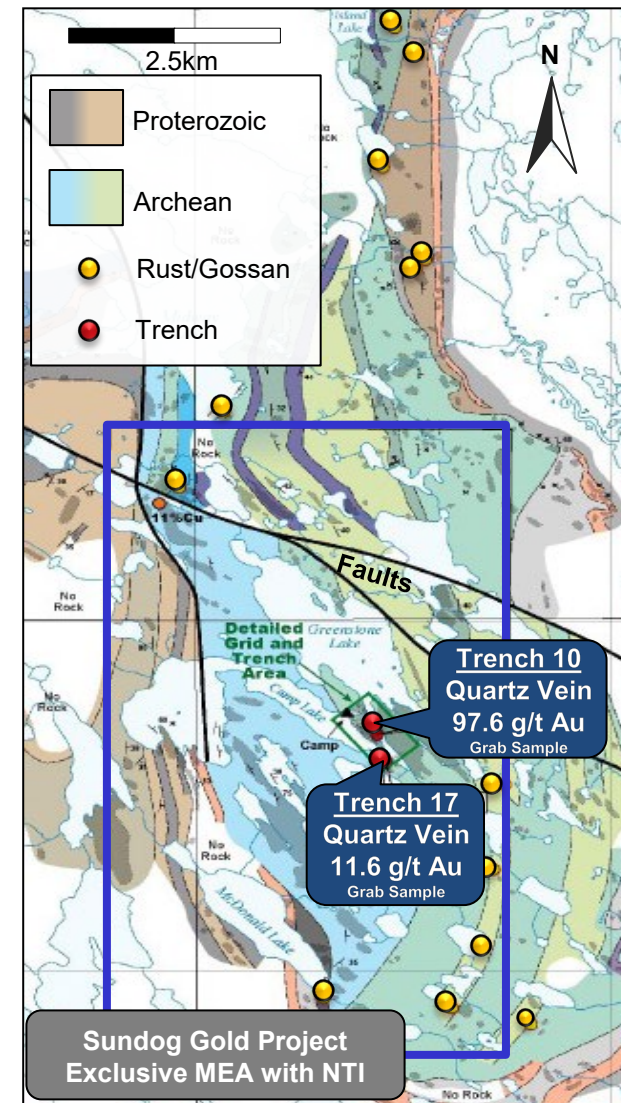
Valuable Historical Work Conducted

- ✓ Detailed geological and structural mapping
- ✓ 38 detailed trenches
- ✓ Grab and channel samples
 - **Gold values up to 97.6 g/t Au**
 - **Silver values up to 19.5 g/t Ag**
- ✓ Thin sections and interpretations
- ✓ 2014 report by Kretschmar & Ken Reading
- ✓ June 2021 – Invaluable data purchase agreement with Ken Reading.
- ✓ October 2021 – MEA with NTI.
- ✓ May 2022 – Permitting with Nunavut Planning Commission and Kivalliq Inuit Association.

September 2023 Site Visit by Ken Reading



Quartz tourmaline veining, associated with Sundog gold mineralization



Sundog Gold Project – September 2023 Sampling Trip



8 samples were taken with 4 assaying greater than 7.5 g/t Au. 211954, 211958 and 211959 are from new veins not previously sampled.

Sample ID	Type	Description and Location	Grade (g/t Au) ⁽¹⁾
211954	Rock chip	New quartz vein near 1987 Trench 29	7.56
211957 ⁽²⁾	Grab	Quartz vein sulfide within 1987 Trench 10	8.11
211958	Rock chip	New quartz vein near 1987 Trench 10	9.68
211959	Rock chip	New quartz vein near 1987 Trench 10	8.69

- (1) Grade determined through fire assay.
- (2) A reference sample taken from the same location as sample 211957 exhibits visible gold on the cut surface.


Next Exploration Steps:

New Break plans to undertake a summer 2024 field season at Sundog, subject to regulatory and Inuit approvals and financing, in order to complete the following objectives:

- Systematically sample potentially gold bearing structures and in-situ veins;
- Complete drone magnetics and very low frequency (“VLF”) geophysical surveys;
- Complete reconnaissance mapping and sampling along strike length and parallel structures within the Sundog concession;
- Further define gold bearing systems between fine and coarse gold environments; and
- Lay the groundwork for completing a preliminary drilling program on the Sundog property, the first of its kind.

CSE: NBRK – Investment Opportunity

- ✓ New Break **listed on CSE** on September 7, 2022 under the symbol “**NBRK**”.
- ✓ Market capitalization of **CDN\$3.5 – CDN\$4.0** million with only 57,428,600 shares outstanding.
- ✓ **Flagship Moray Gold Project** – **syenite-hosted gold mineralization similar to Young-Davidson** gold mine, operated by Alamos Gold, 32 km away.
- ✓ **\$636,224 in non-dilutive OJEP Funding** received against Moray exploration expenditures completed from April 1, 2022 to February 28, 2025.
- ✓ **Nunavut Sundog Gold Project** – discovered by Ken Reading, visible gold, 80% sold to Guardian Exploration Inc. with New Break retaining a 20% interest carried to a construction decision.
- ✓ Combination of **Experienced Management and Board**, strong **Technical Team**, key **Advisors** and **Strategic Shareholders**.





Contact Information

Michael Farrant – President, CFO and Director

mfarrant@newbreakresources.ca

416.278.4149

Bill Love – CEO, Head of Exploration and Director

wlove@newbreakresources.ca

519.272.6312

Other Information:

Legal Counsel: Peterson, McVicar LLP – Dennis Peterson

Auditors: McGovern Hurley LLP

Transfer Agent: TSX Trust Company



New Break Resources Ltd.

110 Yonge Street, Suite 1601

Toronto, ON M5C 1T4